

XC60, 2015, D4204T5, L.H.D



3/3/2024



PRINT

**Operation number:**  
26010-2


**Cooling system -  
draining,  
charging and  
bleeding**

<b>Special tools</b>	
 <p><b>951 2955 Cover</b>  <b>Tool number:</b>951 2955  <b>Tool description:</b>Cover  <b>Tool boards:</b>20</p>	
 <p><b>951 2957 Coolant Reservoir</b>  <b>Tool number:</b>951 2957  <b>Tool description:</b>Coolant Reservoir  <b>Tool boards:</b>20</p>	

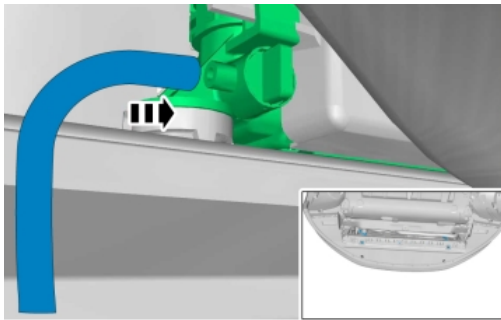
### Draining

See information about  
safety information  
cooling system

Refer to: Safety  
information cooling  
system

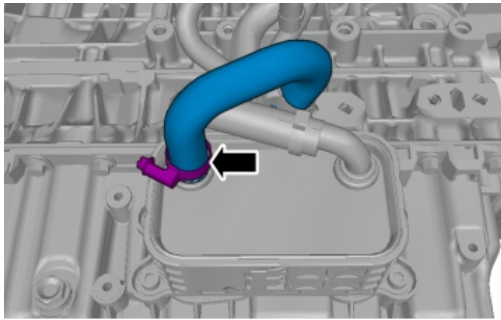


Remove the screws.



**Warning!** When releasing the cooling system pressure, cover the coolant expansion tank cap with a thick cloth.

**Warning!** Be prepared to collect escaping fluid.



**Warning!** Be prepared to collect escaping fluid.

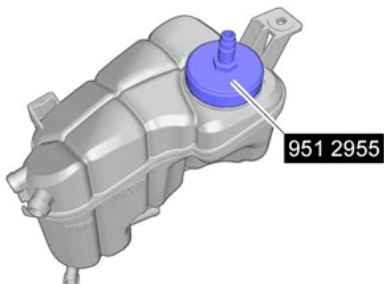
Loosen the hose clamp.

### Filling

See information about water quality

Refer to: Water quality

Fill the engine cooling system with Volvo Original Coolant.



Special Tool: 951 2955

951 2957

3/3/2024

**PRINT**